

LÍNEA DE TRANSMISIÓN 220 kV SET SANTA ISABEL - SET CARHUAMAYO NUEVA
(L-2265)

REGISTRO GRÁFICO

Vano E-25 E-27






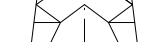


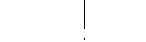
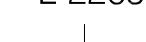
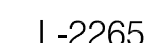
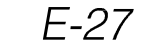


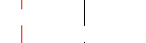



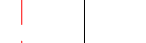
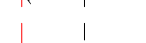
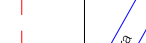
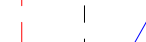
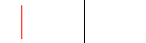






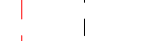
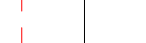
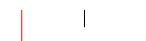
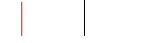
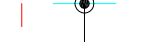

Como se puede apreciar, la servidumbre ya ha sido saneada, no existiendo construcciones bajo la línea de transmisión.



La estructura anterior (E-25) y la estructura posterior (E-27) está conformada por una estructura metálica que soporta a las línea L-2265.

VISTA DE PLANTA
(Estructura Anterior)
E-25

Ancho de Faja de Servidumbre



E-27
(Estructura Posterior)

VISTA DE PERFIL

L-2265

E-27

